



FORCE PERFORMANCE TO TARGETS: February 2011

Target	Current Performance	Trend (6 Months)
To reduce violence with injury by at least 5%. (April to February 2012)	+7.9%	
To maintain current position in top 10 for total crime (November 2011 to January 2012)	12	
To deliver a positive outcome in at least 40% of all offences (April to February 2012)	35.6%	
To exceed an 88% level of victims who are satisfied with the overall service provided by the police (12 months to February 2012)	84.8%	
To exceed 88% level of BME victims who are satisfied with the overall service provided by the police. (12 months to February 2012)	75.9%	
To exceed an 85% level of victims of Anti-Social Behaviour incidents who are satisfied with the overall service provided by the police. (12 months to February 2012)	79.7%	
For at least 63% level of people who, when asked, agree that 'The police in their local area are doing a good or excellent job' (BCS 12 months to Sept 2011)	69.1%	
For at least 36% of people to say they see police on foot patrol in their local area at least once a fortnight' (12 months to February 2012)	40.0%	
To make budgetary savings identified in 2011/12 budget		

	<i>Target achieved and improving</i>		<i>Target not achieved but improving</i>
	<i>Target achieved and stable</i>		<i>Target not achieved and stable</i>
	<i>Target achieved but deteriorating</i>		<i>Target not achieved and deteriorating</i>





FORCE PERFORMANCE TO TARGETS: January 2011

Target	Current Performance	Trend (6 Months)
To reduce violence with injury by at least 5%. (April to January 2012)	+7.1%	
To maintain current position in top 10 for total crime	Top 10	
To deliver a positive outcome in at least 40% of all offences (April to January 2012)	35.5%	
To exceed an 88% level of victims who are satisfied with the overall service provided by the police (12 months to January 2012)	85.2%	
To exceed 88% level of BME victims who are satisfied with the overall service provided by the police. (12 months to January 2012)	73.0%	
To exceed an 85% level of victims of Anti-Social Behaviour incidents who are satisfied with the overall service provided by the police. (12 months to January 2012)	79.5%	
For at least 63% level of people who, when asked, agree that 'The police in their local area are doing a good or excellent job' (BCS 12 months to Sept 2011)	69.1%	
For at least 36% of people to say they see police on foot patrol in their local area at least once a fortnight' (12 months to January 2012)	40.1%	
To make budgetary savings identified in 2011/12 budget		







	<i>Target achieved and improving</i>		<i>Target not achieved but improving</i>
	<i>Target achieved and stable</i>		<i>Target not achieved and stable</i>
	<i>Target achieved but deteriorating</i>		<i>Target not achieved and deteriorating</i>





FORCE PERFORMANCE TO TARGETS: November 2011

Target	Current Performance	Trend (6 Months)
To reduce violence with injury by at least 5%. (April to November 2011)	3.5%	
To maintain current position in top 10 for total crime	Top 10	
To deliver a positive outcome in at least 40% of all offences (April to November 2011)	34.5%	
To exceed an 88% level of victims who are satisfied with the overall service provided by the police (12 months to November 2011)	85.7%	
To exceed 88% level of BME victims who are satisfied with the overall service provided by the police. (12 months to November 2011)	79.3%	
To exceed an 85% level of victims of Anti-Social Behaviour incidents who are satisfied with the overall service provided by the police. (12 months to November 2011)	79.3%	
For at least 63% level of people who, when asked, agree that 'The police in their local area are doing a good or excellent job' (BCS 12 months to June 2011)	66.8%	
For at least 36% of people to say they see police on foot patrol in their local area at least once a fortnight' (12 months to November 2011)	38.8%	
To make budgetary savings identified in 2011/12 budget		

	<i>Target achieved and improving</i>		<i>Target not achieved but improving</i>
	<i>Target achieved and stable</i>		<i>Target not achieved and stable</i>
	<i>Target achieved but deteriorating</i>		<i>Target not achieved and deteriorating</i>





FORCE PERFORMANCE TO TARGETS: October 2011

Target	Current Performance	Trend (6 Months)
To reduce violence with injury by at least 5%. (April to October 2011)	1.3%	↓
To maintain current position in top 10 for total crime	Top 10	↓
To deliver a positive outcome in at least 40% of all offences (April to October 2011)	33.5%	↓
To exceed an 88% level of victims who are satisfied with the overall service provided by the police (12 months to October 2011)	85.6%	↓
To exceed 88% level of BME victims who are satisfied with the overall service provided by the police. (12 months to October 2011)	80.4%	↓
To exceed an 85% level of victims of Anti-Social Behaviour incidents who are satisfied with the overall service provided by the police. (12 months to October 2011)	79.7%	↓
For at least 63% level of people who, when asked, agree that 'The police in their local area are doing a good or excellent job' (BCS 12 months to June 2011)	66.8%	↓
For at least 36% of people to say they see police on foot patrol in their local area at least once a fortnight' (12 months to October 2011)	38.4%	↑
To make budgetary savings identified in 2011/12 budget		

↑	<i>Target achieved and improving</i>	↑	<i>Target not achieved but improving</i>
↔	<i>Target achieved and stable</i>	↔	<i>Target not achieved and stable</i>
↓	<i>Target achieved but deteriorating</i>	↓	<i>Target not achieved and deteriorating</i>



FORCE PERFORMANCE TO TARGETS: September 2011

Target	Current Performance	Trend (6 Months)
To reduce violence with injury by at least 5%. (April to September 2011)	-0.2%	
To maintain current position in top 10 for total crime	Top 10	
To deliver a positive outcome in at least 40% of all offences (April to September 2011)	33.9%	
To exceed an 88% level of victims who are satisfied with the overall service provided by the police (12 months to September 2011)	86.0%	
To exceed 88% level of BME victims who are satisfied with the overall service provided by the police. (12 months to September 2011)	82.4%	
To exceed an 85% level of victims of Anti-Social Behaviour incidents who are satisfied with the overall service provided by the police. (12 months to September 2011)	80.4%	
For at least 63% level of people who, when asked, agree that 'The police in their local area are doing a good or excellent job' (BCS 12 months to March 2011)	67.4%	
For at least 36% of people to say they see police on foot patrol in their local area at least once a fortnight' (12 months to September 2011)	38.2%	
To make budgetary savings identified in 2011/12 budget		

	<i>Target achieved and improving</i>		<i>Target not achieved but improving</i>
	<i>Target achieved and stable</i>		<i>Target not achieved and stable</i>
	<i>Target achieved but deteriorating</i>		<i>Target not achieved and deteriorating</i>



FORCE PERFORMANCE TO TARGETS: August 2011

Target	Current Performance	Trend (6 Months)
To reduce violence with injury by at least 5%. (April to August 2011)	-1.2%	
To maintain current position in top 10 for total crime	Top 10	
To deliver a positive outcome in at least 40% of all offences (April to August 2011)	35.2%	
To exceed an 88% level of victims who are satisfied with the overall service provided by the police (12 months to August 2011)	86.3%	
To exceed 88% level of BME victims who are satisfied with the overall service provided by the police. (12 months to August 2011)	85.9%	
To exceed an 85% level of victims of Anti-Social Behaviour incidents who are satisfied with the overall service provided by the police. (12 months to August 2011)	81.6%	
For at least 63% level of people who, when asked, agree that 'The police in their local area are doing a good or excellent job' (BCS 12 months to March 2011)	67.4%	
For at least 36% of people to say they see police on foot patrol in their local area at least once a fortnight' (12 months to August 2011)	37.7%	
To make budgetary savings identified in 2011/12 budget		

	<i>Target achieved and improving</i>		<i>Target not achieved but improving</i>
	<i>Target achieved and stable</i>		<i>Target not achieved and stable</i>
	<i>Target achieved but deteriorating</i>		<i>Target not achieved and deteriorating</i>



FORCE PERFORMANCE TO TARGETS: July 2011

Target	Current Performance	Trend (6 Months)
To reduce violence with injury by at least 5%. (April to July 2011)	-1.3%	↑
To maintain current position in top 10 for total crime (Crimes per 1000 population and national position) (BCS 12 months to March 2011)	51.9 (3)	↔
To deliver a positive outcome in at least 40% of all offences (April to July 2011)	35.2%	↔
To exceed an 88% level of victims who are satisfied with the overall service provided by the police (12 months to July 2011)	86.7%	↔
To exceed 88% level of BME victims who are satisfied with the overall service provided by the police. (12 months to July 2011)	85.7%	↓
To exceed an 85% level of victims of Anti-Social Behaviour incidents who are satisfied with the overall service provided by the police. (12 months to July 2011)	82.2%	↔
For at least 63% level of people who, when asked, agree that 'The police in their local area are doing a good or excellent job' (BCS 12 months to March 2011)	67.4%	↑
For at least 36% of people to say they see police on foot patrol in their local area at least once a fortnight' (12 months to July 2011)	37.7%	↑
To make budgetary savings identified in 2011/12 budget		

↑	<i>Target achieved and improving</i>	↑	<i>Target not achieved but improving</i>
↔	<i>Target achieved and stable</i>	↔	<i>Target not achieved and stable</i>
↓	<i>Target achieved but deteriorating</i>	↓	<i>Target not achieved and deteriorating</i>











FORCE PERFORMANCE TO TARGETS: June 2011







Target	Current Performance	Trend (6 Months)
To reduce violence with injury by at least 5%. (April to June 2011)	-3.8%	
To maintain current position in top 10 for total crime (Crimes per 1000 population and national position) (BCS 12 months to March 2011)	52.2 (3)	
To deliver a positive outcome in at least 40% of all offences (April to June 2011)	35.3%	
To exceed an 88% level of victims who are satisfied with the overall service provided by the police (12 months to June 2011)	87.1%	
To exceed 88% level of BME victims who are satisfied with the overall service provided by the police. (12 months to June 2011)	90.7%	
To exceed an 85% level of victims of Anti-Social Behaviour incidents who are satisfied with the overall service provided by the police. (12 months to June 2011)	82.3%	
For at least 63% level of people who, when asked, agree that 'The police in their local area are doing a good or excellent job' (BCS 12 months to March 2011)	67.4%	
For at least 36% of people to say they see police on foot patrol in their local area at least once a fortnight' (12 months to June 2011)	37.6%	
To make budgetary savings identified in 2011/12 budget		

	<i>Target achieved and improving</i>		<i>Target not achieved but improving</i>
	<i>Target achieved and stable</i>		<i>Target not achieved and stable</i>
	<i>Target achieved but deteriorating</i>		<i>Target not achieved and deteriorating</i>



FORCE PERFORMANCE TO TARGETS: May 2011

Target	Current Performance	Trend (6 Months)
To reduce violence with injury by at least 5%. (April to May 2011)	-0.7%	
To maintain current position in top 10 for total crime (Crimes per 1000 population and national position) (BCS 12 months to December 2010)	52.2 (3)	
To deliver a positive outcome in at least 40% of all offences (May 2011)	33.4%	
To exceed an 88% level of victims who are satisfied with the overall service provided by the police (12 months to May 2011)	87.5%	
To exceed 88% level of BME victims who are satisfied with the overall service provided by the police. (12 months to May 2011)	93.5%	
To exceed an 85% level of victims of Anti-Social Behaviour incidents who are satisfied with the overall service provided by the police. (12 months to May 2011)	82.6%	
For at least 63% level of people who, when asked, agree that 'The police in their local area are doing a good or excellent job' (BCS 12 months to December 2010)	64.5%	
For at least 36% of people to say they see police on foot patrol in their local area at least once a fortnight' (12 months to May 2011)	38.1%	
To make budgetary savings identified in 2011/12 budget		

	<i>Target achieved and improving</i>		<i>Target not achieved but improving</i>
	<i>Target achieved and stable</i>		<i>Target not achieved and stable</i>
	<i>Target achieved but deteriorating</i>		<i>Target not achieved and deteriorating</i>



FORCE PERFORMANCE TO TARGETS: April 2011

Target	Current Performance	Trend (6 Months)
To reduce violence with injury by at least 5%. (April 2011)	+7.2%	
To maintain current position in top 10 for total crime (Crimes per 1000 population and national position) (BCS 12 months to December 2010)	52.2 (3)	
To deliver a positive outcome in at least 40% of all offences (April 2011)	32.0%	
To exceed an 88% level of victims who are satisfied with the overall service provided by the police (12 months to April 2011)	87.2%	
To exceed 88% level of BME victims who are satisfied with the overall service provided by the police. (12 months to April 2011)	92.2%	
To exceed an 85% level of victims of Anti-Social Behaviour incidents who are satisfied with the overall service provided by the police. (12 months to April 2011)	82.1%	
For at least 63% level of people who, when asked, agree that 'The police in their local area are doing a good or excellent job' (BCS 12 months to December 2010)	64.5%	
For at least 36% of people to say they see police on foot patrol in their local area at least once a fortnight' (12 months to April 2011)	38.0%	
To make budgetary savings identified in 2011/12 budget		

	<i>Target achieved and improving</i>		<i>Target not achieved but improving</i>
	<i>Target achieved and stable</i>		<i>Target not achieved and stable</i>
	<i>Target achieved but deteriorating</i>		<i>Target not achieved and deteriorating</i>