

# Use of Force

2017/18 - Year End

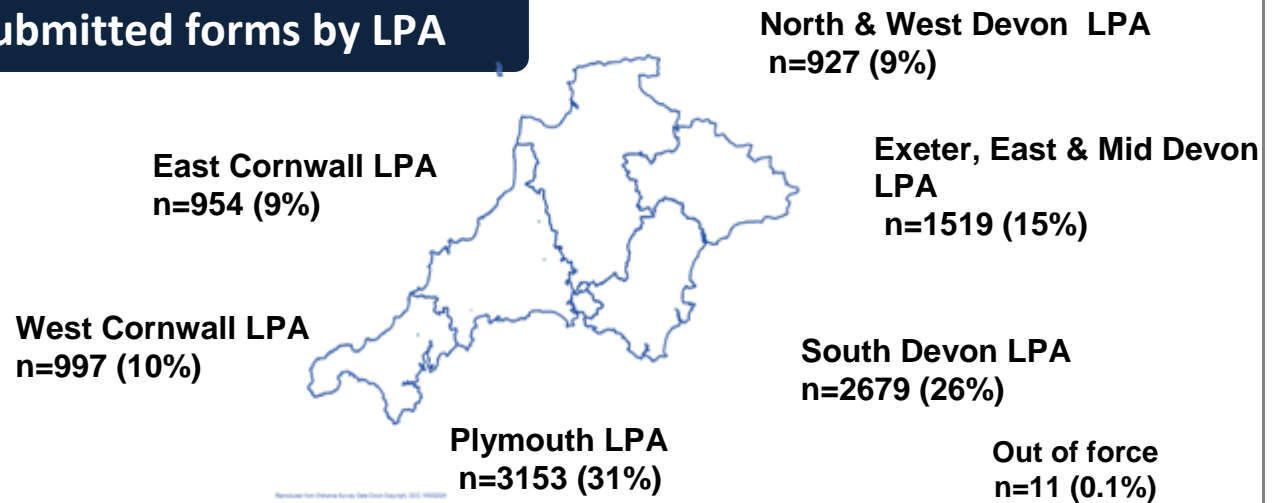
**Data limitations to note:** This summary provides an insight into the number and content of the submitted use of force forms. **It should be noted that this does not provide an overview of the incidents themselves.** More than one form can be submitted against an individual incident if multiple officers are involved. It should also be noted that each form submitted can include multiple reasons for the use of force and various tactics may have been used. Details of the subject on the forms submitted will be duplicated. Therefore figures provided are purely an indication of the forms themselves.

**288,598**  
Incidents attended

**10,240**  
Use of Force submissions

Use of Force is used in a **very small proportion** of incidents attended

## Submitted forms by LPA

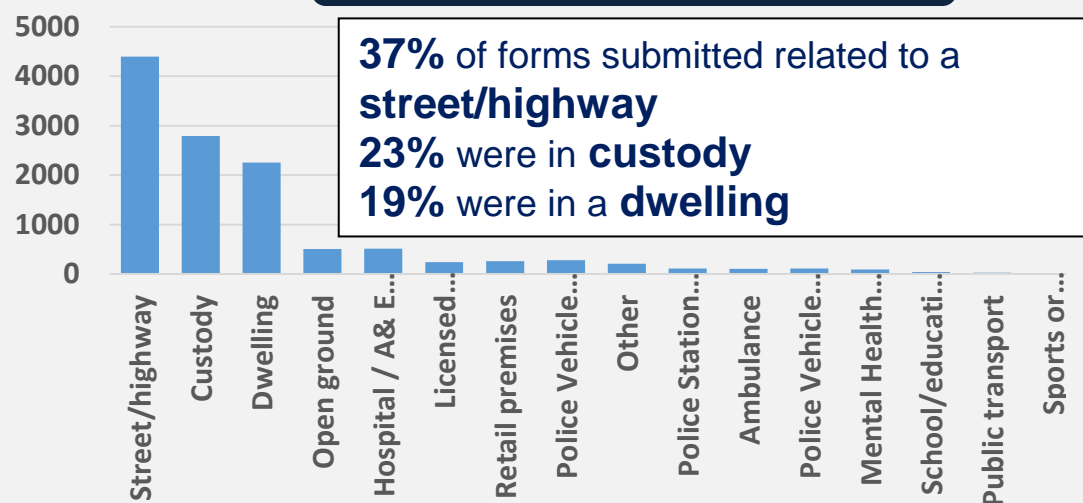


## Reasons for use of force



Use of force is predominantly used as a form of **'Protection'**.

## Locations



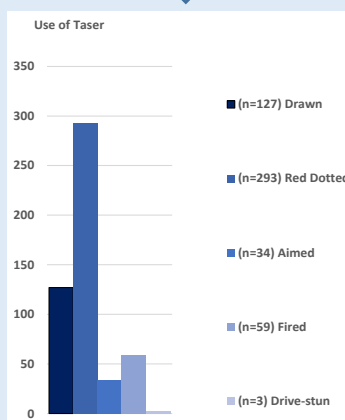
**37%** of forms submitted related to a **street/highway**  
**23%** were in **custody**  
**19%** were in a **dwelling**

## Tactics used

Tactical communication	6737	31%
Physical Restraint	5950	28%
Restraint Accoutrement	4846	23%
Compliant Handcuffing	2619	12%
Taser	520	2%
Irritant Spray	385	2%
Other	308	1%
Firearm	72	0%
Baton	66	0%
Police Dog	30	0%

If the same tactic is used more than once by an officer at an incident it is only counted once. However as more than one tactic can be used in a single incident then the overall totals for tactics used will be higher than the number of incidents recorded.

**Tactical Communication** is the most used tactic.



## Subjects of forms submitted

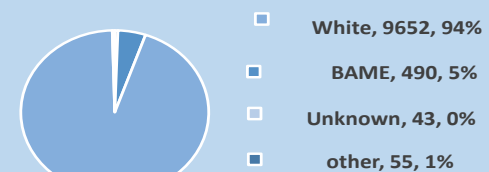
**8 out of 10** subjects were **male**



79.0% (n=8094) male, 20.7% (n=2121) female, 0.2% (n=25) transgender

In **45%** (n=4571) of the forms submitted the subject was aged between **18 - 34 years**

## Officer perceived ethnicity



Age	Count	Percentage
0 - 10 years	10	0.1%
11 - 17	729	7.1%
18 - 34	4571	44.6%
35 - 49	1861	18.2%
50 - 64	564	5.5%
65 or over	60	0.6%
age unknown	2445	23.9%

